


# ImmunoWall®

WE PICK THE FIGHT FOR YOU

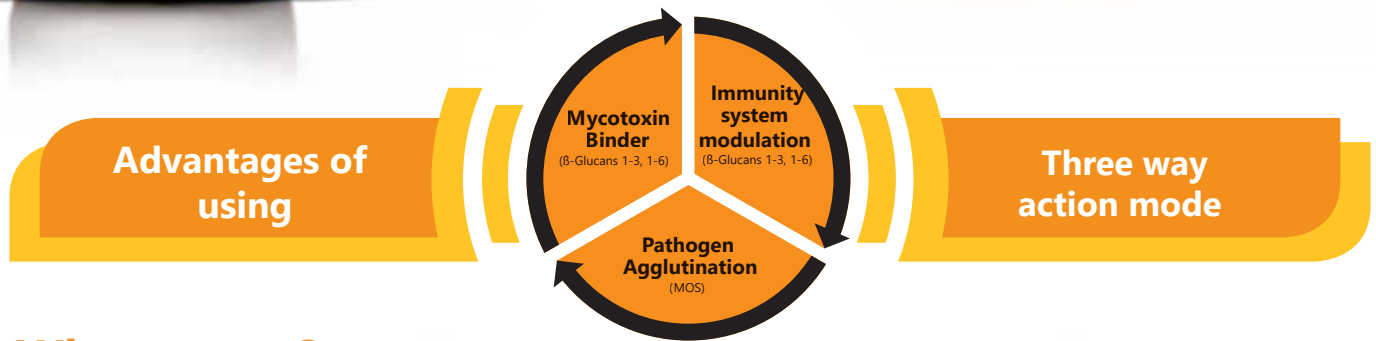


## What is ImmunoWall® ?

ImmunoWall® is a functional fiber constituted by MOS and  $\beta$ -glucans. Promotes balance and integrity in gut microflora due to its efficiency to agglutinate pathogenic bacteria as *Salmonella ssp* and *E. coli*. ImmunoWall® also activates the immune system preventing general pathogen challenges present in the field.

The carbohydrate structure of ImmunoWall® is indigestible, and it passes through the intestinal tract without being degraded, thus keeping its functional properties unaltered during the whole digestion cycle.

Among all cell walls extracts present in the market, ImmunoWall® offers the highest concentrations of  $\beta$ -Glucans and MOS.



## When to use?

- In young animals in order to prevent diarrhea and and modulate immune system.
- Biosecurity at meat processing plants starts at farm level. ImmunoWall® can help farms to offset pathogenic bacteria challenge.
- In order to improve the stress resistance, in cases like high stocking rate, sudden changes in diet, high environment temperature, long transportation and others.
- In case of chronic mycotoxin contamination, ImmunoWall® will help to ameliorate its negative impacts.

### Pathogen agglutination

ImmunoWall®'s efficacy is regularly checked

**More than 120 evaluations showing an average of:**

95% of agglutination for *Salmonella spp*.

90% of agglutination for *E. coli*.

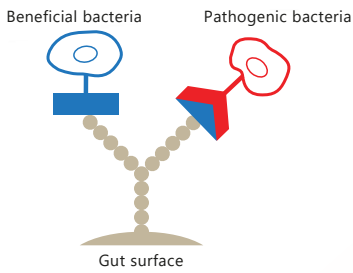
Typical analysis:  
 $\beta$ -Glucans: 35%  
MOS: 20%

### Guaranteed composition

Every batch is analyzed for batch is analyzed for complex carbohydrates

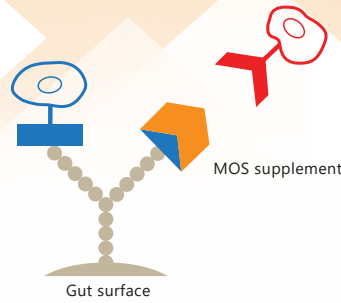
## MOS action mode

Without **ImmunoWall**

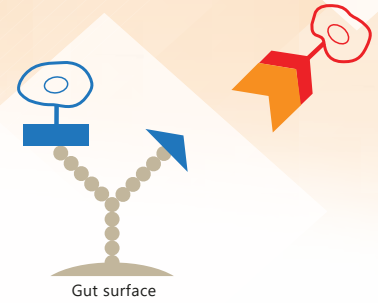


Pathogenic bacteria binding to the gut surface as the first step of infection process.

With **ImmunoWall**



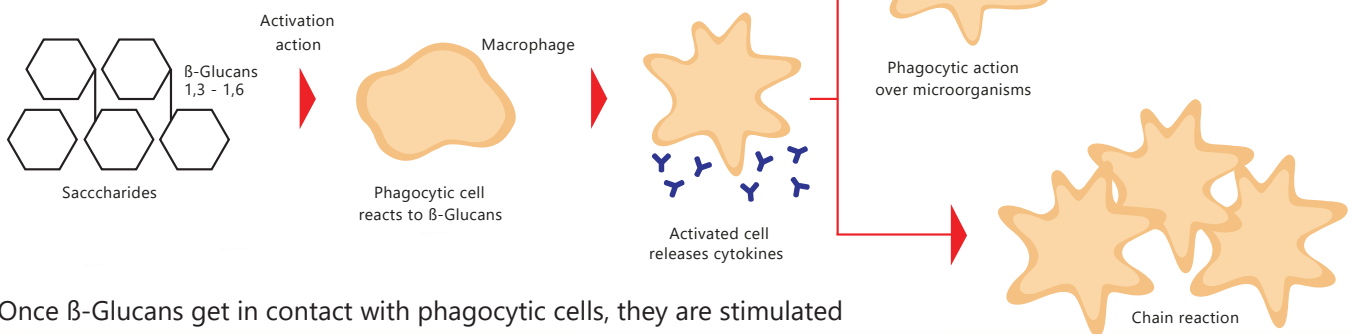
Mannanligosaccharides block the binding site of pathogenic bacteria preventing infections.



Pathogenic bacteria is eliminated by MOS of the body.

The MOS fraction will prevent pathogen colonization as it offers a binding site to harmful bacteria present in the intestinal tract. The "trapped" bacteria will be excreted together with ingestible ImmunoWall® fiber.

## β-Glucans in action



Once β-Glucans get in contact with phagocytic cells, they are stimulated and will naturally produce cytokines. The cytokines will trigger a "chain reaction", inducing to a higher immune status on animals, making them able to fight against opportunistic infections.



## ICC Quality Program – I.Q.P.

I.Q.P. was implemented to ensure the high quality standards of our products. The program monitors all batches produced, assuring the supply of safe and reliable products as to the presented specification, as well as the full traceability of all produced batches.

Distributor



ICCBrazil  
Phone.: +55 11 3093-0799  
icc@iccbrazil.com.br  
www.iccbrazil.com